

VIADRUS

Power of heating

Grand G36 / G36 BM

Cast-iron gas boilers

Grand G36 are cast-iron boilers equipped with atmospheric burners. These boilers are determined for low-pressure hot-water heating systems with both natural and forced circulation. Electric board is ready for DHW storage tank connection with DHW priority, e.g. boiler design storage tank VIADRUS OV100. G36 BM version is non-electric boiler suitable for regions with no electrical power network or with frequent power network failures. Even this non-electric boiler is compatible with special room thermostat for room temperature control. Both B36 and B36 BM are equipped with single-stage gas valve with adjustable heating output. Manual adjustable range is between 70% and 100% of boiler rated heating output. The Grand boilers are ideal for old heating system reconstructions thanks to its natural circulation operation.

Advantages:

- low purchase costs
- suitable for natural circulation operation
- long service life of cast-iron boiler block
- high efficiency up to 92%
- optional DHW storage tank with boiler design and DHW priority (G36 only)
- simple operation and easy service
- single-stage gas valve with adjustable output
- reliability of control and safety components
- independence from electrical power network (G36 BM only)

Fuel:

- natural gas

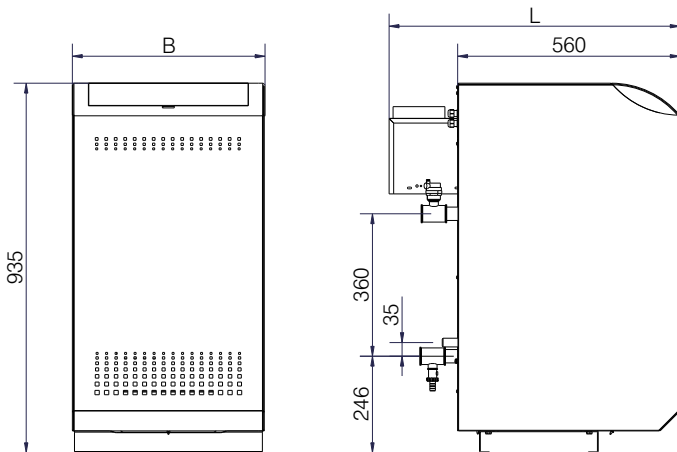
Boiler output (according to section number):

- 12~49 kW

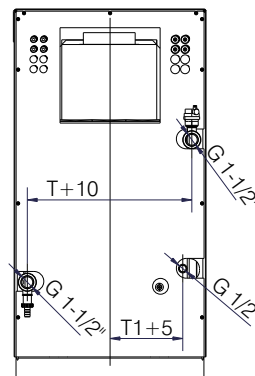


Technical parameters

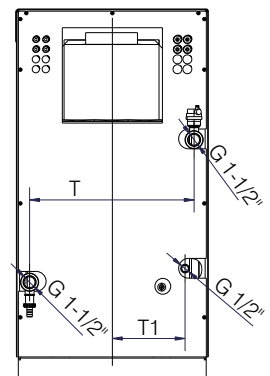
Section number	pcs	3	4	5	6	7
Appliance category	-			I _{2H}		
Appliance performance	-			B _{11BS}		
NO _x class	-			2		
Adjustable rated heating output	kW	12~17	18~26	27~34	35~41	42~49
Fuel consumption	m ³ /hour	1,39~1,98	2,07~2,95	3,14~3,92	4,04~4,73	4,84~5,61
Efficiency	%			<92		
Flue gases maximal temperature	°C			120		
Dimensions	- depth L x height	mm	733 x 934	733 x 934	733 x 934	773 x 934
	- width B	mm	485	485	570	740
Weight	kg	100	123	147	175	199
Chimney connection diameter	mm	110	130	160	170	180
Chimney draught	Pa			>2,5		
Heating and return water connection	-			1-1/2"		
Gas connection	-			1/2"		
Water connecting dimension T	mm	340	420	500	580	660
Gas connecting dimension T1	mm	165	205	245	285	325
Water working overpressure	kPa			<400		
Water testing overpressure	kPa			800		
Recommended water working temperature	°C			45~85		
Water volume	l	9,2	11,4	13,6	15,8	18,0
Connecting voltage (G36 only)	-			1 PEN ~ 50 Hz 230 V TN-S		
Maximum electric input (G36 only)	kW			0,1		
Electric connection (G36 only)	-			IP40		
Noise level	dB			<65 dB (A)		



Grand G36



Grand G36 BM



OV100 - boiler design
DHW storage heater



Grand G36 BM
simple control panel



Your dealer

This is only an illustrative and informative matter.